


HYPODERMOCLYSIS

AQUA-C

CE
0297

Subcutaneous Hydration System



No Latex



Single Use Only

STERILE

EO

Sterile in unopened,
undamaged pouch

Manufactured in the USA by:

Norfolk  **Medical**

7350 N. Ridgeway • Skokie, IL 60076 • USA • tel. 847-674-7075

EC REP

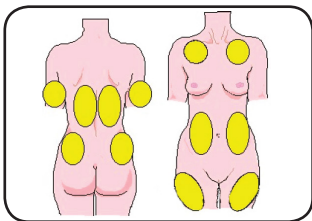
PHS Medical GmbH

Ederweg 3, DE-34277 Fuldabruck, Germany

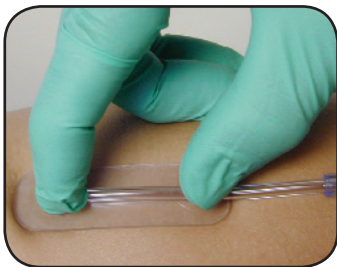
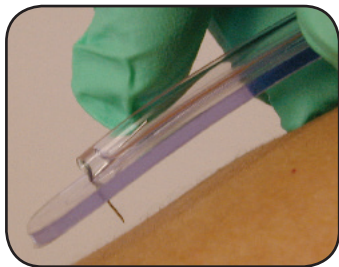
Doc. #: QU-06-06-HDC

Sites suitable for Hypodermoclysis include:

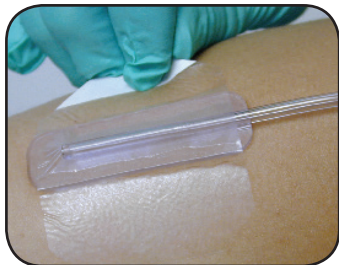
- Posterior aspect of upper arms
- Upper chest, avoiding breast tissue
- Abdomen
- Anterior or Lateral thigh
- Infraclavicular area.




Insert Aqua-C needle set into chosen site



Apply dressing



Dial-a-flow controller



All accessing requires aseptic site preparation and sterile technique. The instructions below serve only as guide and should not replace your institution's protocols and standards.

Directions for Using the Aqua-C Hydration Set

1. Obtain the isotonic solution for the infusion per physician order.
2. Peel open the sterile package and remove the contents.
3. Prep the site per your facility's protocol (non-latex gloves and alcohol swab included).
4. Remove end cap on the spike and insert it into the solution container.
5. Carefully remove the Aqua-C needle set from the plastic tube.
6. Remove the needle guard prior to placement. *(The undersurface of the set (needle side) has an adhesive backing with no liner.)*
7. Connect the Aqua-C to the 82" (20 drop) IV set.
8. Suspend the solution container and prime the drip chamber and Aqua-C needle set, until you can see drops from both needles of the Aqua-C.
9. Close the dial-a-flow controller and insert the Aqua-C into the patient at the chosen site.
10. Apply the transparent dressing provided.
11. Set the dial-a-flow controller to the desired flow rate.
12. Check drip chamber/adjust flow controller as necessary.
13. If fluid accumulation under the skin is observed, slow flow rate to allow for fluid dispersion.

HYPODERMOCLYSIS

CAUTIONS:

- Federal (USA) law restricts this device to sale by or on the order of a physician.
- It is recommended the Aqua-C set be changed per CDC guidelines or per validated facility protocol.
- Do not place Aqua-C in infection on open wound area.



Manufactured in the USA by:

Norfolk  **Medical**
TM

7350 N. Ridgeway • Skokie, IL 60076 • USA
tel. 847-674-7075